

Central headquarters:
ul. Biała Droga 31, 34-122 Wieprz
Service:
ul. Skotnica 120, 32-652 Bulowice
phone: +48 33 875 93 80
e-mail: serwis@techsterowniki.pl

EN

EU-R-10B
USER'S MANUAL

TECH
CONTROLLERS

TECH
CONTROLLERS

WARRANTY CARD

TECH STEROWNIKI II Sp. z o.o. company ensures to the Buyer proper operation of the device for the period of 24 months from the date of sale. The Guarantor undertakes to repair the device free of charge if the defects occurred through the manufacturer's fault.

The device should be delivered to its manufacturer. Principles of conduct in the case of a complaint are determined by the Act on specific terms and conditions of consumer sale and amendments of the Civil Code (Journal of Laws of 5 September 2002).

CAUTION! THE TEMPERATURE SENSOR CANNOT BE IMMERSSED IN ANY LIQUID (OIL ETC). THIS MAY RESULT IN DAMAGING THE CONTROLLER AND LOSS OF WARRANTY! THE ACCEPTABLE RELATIVE HUMIDITY OF THE CONTROLLER'S ENVIRONMENT IS 5÷85% REL.H. WITHOUT THE STEAM CONDENSATION EFFECT.

THE DEVICE IS NOT INTENDED TO BE OPERATED BY CHILDREN.

The costs of unjustifiable service call to a defect will be borne exclusively by the buyer. The unjustifiable service call is defined as a call to remove damages not resulting from the Guarantor's fault as well as a call considered unjustifiable by the service after diagnosing the device (e.g. damage of the equipment through the fault of the client or not subject to Warranty), or if the device defect occurred for reasons lying beyond the device.

In order to execute the rights arising from this Warranty, the user is obliged, at his own cost and risk, deliver the device to the Guarantor along with a correctly filled-in warranty card (containing in particular the sale date, the seller's signature and a description of the defect) and sales proof (receipt, VAT invoice, etc.). The Warranty Card is the only basis for repair free of charge. The complaint repair time is 14 days.

When the Warranty Card is lost or damaged, the manufacturer does not issue a duplicate.

.....
seller's stamp

.....
date of sale

Safety

Before using the device for the first time the user should read the following regulations carefully. Not obeying the rules included in this manual may lead to personal injuries or controller damage. The user's manual should be stored in a safe place for further reference. In order to avoid accidents and errors it should be ensured that every person using the device has familiarized themselves with the principle of operation as well as security functions of the controller. If the device is to be sold or put in a different place, make sure that the user's manual is there with the device so that any potential user has access to essential information about the device.

The manufacturer does not accept responsibility for any injuries or damage resulting from negligence; therefore, users are obliged to take the necessary safety measures listed in this manual to protect their lives and property.



WARNING

- The regulator should not be operated by children.
- Any use other than specified by the manufacturer is forbidden.

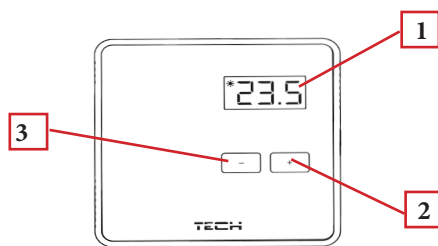
Description

EU-R-10b room regulators are installed in heating zones. They send temperature information to EU-L-10 external controller, which uses the information to control the thermostatic actuators (opening them when the room temperature is too low and closing them when the pre-set temperature has been reached).

Current temperature is displayed on the screen.

Controller assets:

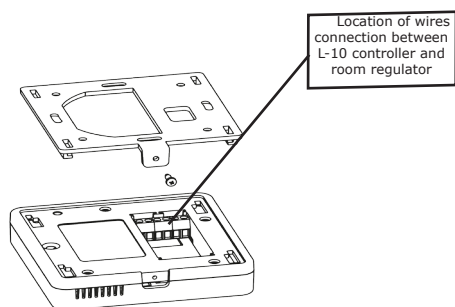
- built-in temperature sensor
- wall-mountable cover
-



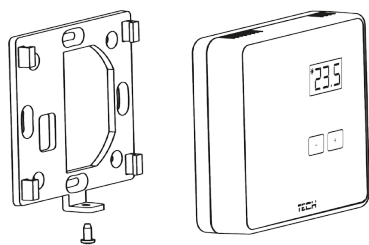
1. Display - current zone temperature.
2. PLUS button
3. MINUS button

How to install the controller

First connect the sensor cables.



Mount the EU-R-10b sensor hanger on the wall and fit the cover.



Change of pre-set temperature

The pre-set zone temperature may be changed directly in EU-R-10b controller using PLUS and MINUS buttons.

During controller inactivity, the displays shows current zone temperature. Press PLUS or MINUS to adjust the pre-set temperature - the digits will start flashing.

After setting the desired temperature value, wait 3 seconds to save the settings.

Hysteresis

Room temperature hysteresis is used to define tolerance of the pre-set temperature in order to prevent undesired oscillation in case of small temperature fluctuation.

For example:
Pre-set temperature is 23°C
Hysteresis is 1°C

Room regulator temperature is considered too low when it drops to 22°C.

In order to set the hysteresis, press plus and minus buttons (+ -) at the same time. Set the desired value and wait 3 seconds to save the settings.

Software version

In order to check the software version of EU-R-10b regulator, press and hold plus and minus buttons + - for about 3 seconds.

EU Declaration of conformity

Hereby, we declare under our sole responsibility that **EU-R-10b** manufactured by TECH STEROWNIKI II Sp. z o.o., head-quartered in Wieprz Biala Droga 31, 34-122 Wieprz, is compliant with Directive 2014/35/EU of the European Parliament and of the Council of 26 February 2014 on the harmonisation of the laws of Member States relating to the making available on the market of electrical equipment designed for use within certain voltage limits (EU OJ L 96, of 29.03.2014, p. 357), Directive 2014/30/EU of the European Parliament and of the Council of 26 February 2014 on the harmonisation of the laws of Member States relating to electromagnetic compatibility (EU OJ L 96 of 29.03.2014, p. 79), Directive 2009/125/EC establishing a framework for the setting of ecodesign requirements for energy-related products as well as the regulation by the MINISTRY OF ENTREPRENEURSHIP AND TECHNOLOGY of 24 June 2019 amending the regulation concerning the essential requirements as regards the restriction of the use of certain hazardous substances in electrical and electronic equipment, implementing provisions of Directive (EU) 2017/2102 of the European Parliament and of the Council of 15 November 2017 amending Directive 2011/65/EU on the restriction of the use of certain hazardous substances in electrical and electronic equipment (OJ L 305, 21.11.2017, p. 8).
For compliance assessment, harmonized standards were used: PN-EN IEC 60730-2-9:2019-06, PN-EN 60730-1:2016-10 EN IEC 63000:2018 RoHS.

Paweł Jura
Paweł Jura

Janusz Master
Janusz Master

Wieprz, 16.08.2018

Prezesa firmy

Technical data

Range of room temperature settings.....5°C-35°C
Supply voltage.....5V DC
Power consumption.....0,01W
Measurement error.....+/-0,5°C



We are committed to protecting the environment. Manufacturing electronic devices imposes an obligation of providing for environmentally safe disposal of used electronic components and devices. Hence, we have been entered into a register kept by the Inspection For Environmental Protection. The crossed-out bin symbol on a product means that the product may not be disposed of to household waste containers. Recycling of wastes helps to protect the environment. The user is obliged to transfer their used equipment to a collection point where all electric and electronic components.