

WARRANTY CARD

TECH STEROWNIKI II Sp. z o.o. company ensures to the Buyer proper operation of the device for the period of 24 months from the date of sale. The Guarantor undertakes to repair the device free of charge if the defects occurred through the manufacturer's fault. The device should be delivered to its manufacturer. Principles of conduct in the case of a complaint are determined by the Act on specific terms and conditions of consumer sale and amendments of the Civil Code (Journal of Laws of 5 September 2002).

CAUTION! THE TEMPERATURE SENSOR CANNOT BE IMMersed IN ANY LIQUID (OIL ETC). THIS MAY RESULT IN DAMAGING THE CONTROLLER AND LOSS OF WARRANTY! THE ACCEPTABLE RELATIVE HUMIDITY OF THE CONTROLLER'S ENVIRONMENT IS 5÷85% REL.H. WITHOUT THE STEAM CONDENSATION EFFECT.

THE DEVICE IS NOT INTENDED TO BE OPERATED BY CHILDREN.

Activities related to setting and regulation of the controller parameters described in the Instruction Manual and parts wearing out during normal operation, such as fuses, are not covered by warranty repairs. The warranty does not cover damages arising as a result of improper operation or through the user's fault, mechanical damage or damage created as a result of fire, flood, atmospheric discharges, overvoltage or short-circuit. The interference of an unauthorized service, wilful repairs, modifications and construction changes cause the loss of Warranty. TECH controllers have protective seals. Removing a seal results in the loss of Warranty.

The costs of unjustifiable service call to a defect will be borne exclusively by the buyer. The unjustifiable service call is defined as a call to remove damages not resulting from the Guarantor's fault as well as a call considered unjustifiable by the service after diagnosing the device (e.g. damage of the equipment through the fault of the client or not subject to Warranty), or if the device defect occurred for reasons lying beyond the device.

In order to execute the rights arising from this Warranty, the user is obliged, at his own cost and risk, deliver the device to the Guarantor along with a correctly filled-in warranty card (containing in particular the sale date, the seller's signature and a description of the defect) and sales proof (receipt, VAT invoice, etc.). The Warranty Card is the only basis for repair free of charge. The complaint repair time is 14 days.

When the Warranty Card is lost or damaged, the manufacturer does not issue a duplicate.

.....
seller's stamp

.....
date of sale

*The pictures and diagrams are for illustration purposes only.
The manufacturer reserves the right to introduce some changes.*

TECH CONTROLLERS

USER MANUAL EU-ML-4X WIFI



EN

Central headquarters:
ul. Biała Droga 31, 34-122 Wieprz

Service:
ul. Skotnica 120, 32-652 Bulowice

phone: **+48 33 875 93 80**
e-mail: **serwis@techsterowniki.pl**

SAFETY

Before using the device for the first time the user should read the following regulations carefully. Not obeying the rules included in this manual may lead to personal injuries or controller damage. The user's manual should be stored in a safe place for further reference. In order to avoid accidents and errors it should be ensured that every person using the device has familiarized themselves with the principle of operation as well as security functions of the controller. If the device is to be sold or put in a different place, make sure that the user's manual is there with the device so that any potential user has access to essential information about the device.


The manufacturer does not accept responsibility for any injuries or damage resulting from negligence; therefore, users are obliged to take the necessary safety measures listed in this manual to protect their lives and property.

- ! WARNING**
- High voltage! Make sure the regulator is disconnected from the mains before performing any activities involving the power supply (plugging cables, installing the device etc.).
 - The device should be installed by a qualified electrician.
 - Before starting the controller, the user should measure earthing resistance of the electric motors as well as the insulation resistance of the cables.
 - The module should not be operated by children.

- ! WARNING**
- The device may be damaged if struck by a lightning. Make sure the plug is disconnected from the power supply during storm.
 - Any use other than specified by the manufacturer is forbidden.
 - Before and during the heating season, the controller should be checked for condition of its cables. The user should also check if the controller is properly mounted and clean it if dusty or dirty.

TECHNICAL DATA

Power supply	230V ± 10% / 50 Hz
Ambient working temperature	5÷50 °C
Potential contacts 5-8 max. output load	0,3 A
Fuse	1,6 A



 We are committed to protecting the environment. Manufacturing electronic devices imposes an obligation of providing for environmentally safe disposal of used electronic components and devices. Hence, we have been entered into a register kept by the Inspection For Environmental Protection. The crossed-out bin symbol on a product means that the product may not be disposed of to household waste containers. Recycling of wastes helps to protect the environment. The user is obliged to transfer their used equipment to a collection point where all electric and electronic components.

UE DECLARATION OF CONFORMITY

Hereby, we declare under our sole responsibility that **EU-ML-4X WiFi** manufactured by TECH STEROWNIKI II Sp. z o.o., head-quartered in Wieprz Biała Droga 31, 34-122 Wieprz, is compliant with Directive 2014/35/EU of the European Parliament and of the Council of 26 February 2014 on the harmonisation of the laws of Member States relating to the making available on the market of electrical equipment designed for use within certain voltage limits (EU OJ L 96, of 29.03.2014, p. 357), Directive 2014/30/EU of the European Parliament and of the Council of 26 February 2014 on the harmonisation of the laws of Member States relating to electromagnetic compatibility (EU OJ L 96 of 29.03.2014, p.79), Directive 2009/125/EC establishing a framework for the setting of ecodesign requirements for energy-related products as well as the regulation by the MINISTRY OF ENTREPRENEURSHIP AND TECHNOLOGY of 24 June 2019 amending the regulation concerning the essential requirements as regards the restriction of the use of certain hazardous substances in electrical and electronic equipment, implementing provisions of Directive (EU) 2017/2102 of the European Parliament and of the Council of 15 November 2017 amending Directive 2011/65/EU on the restriction of the use of certain hazardous substances in electrical and electronic equipment (OJ L 305, 21.11.2017, p. 8).

For compliance assessment, harmonized standards were used:
PN-EN IEC 60730-2-9:2019-06, PN-EN 60730-1:2016-10, PN EN IEC 63000:2019-01 RoHS.

Wieprz, 05.03.2024


Paweł Jura

Janusz Master
Prezesi firmy

DEVICE DESCRIPTION

The EU-ML-4X WiFi floor heating extension module is designed to operate with the EU-L-4X WiFi controller. It allows for an extension of the floor heating system through the addition of 4 zones via the use of either wireless sensors and controllers, or the wired RS-485 (TECH SBUS) controllers connected to/registered with the EU-L-4X WiFi controller. It employs thermoelectric actuators, e.g. STT-230/2 T, STT-230/2 M.

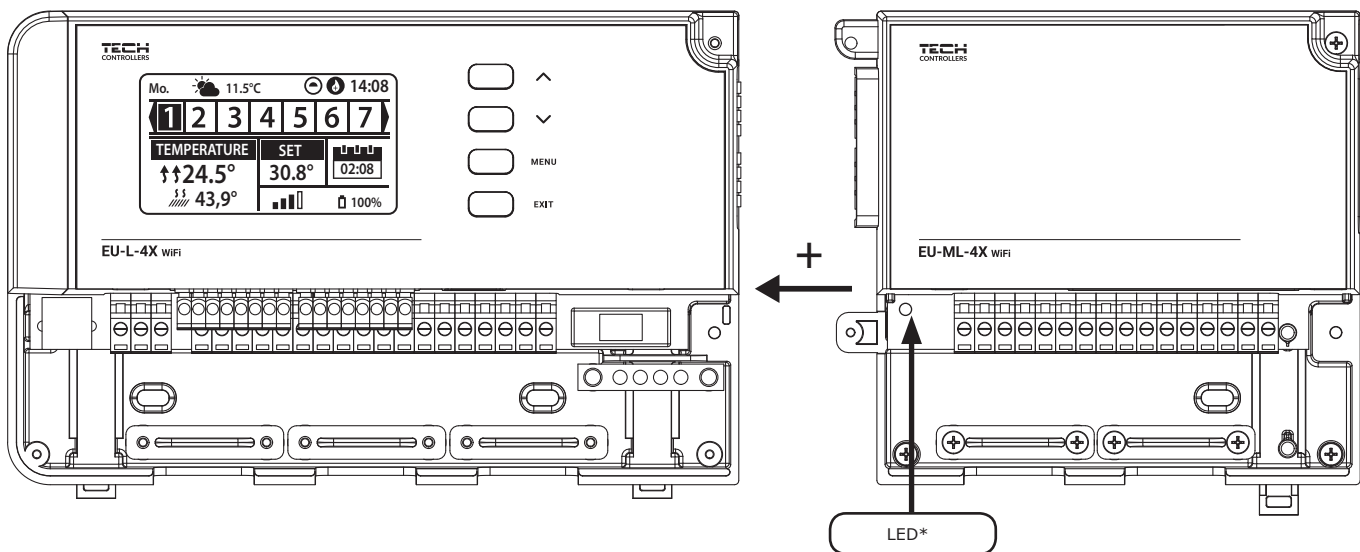
Devices for the expansion of the system are updated on an ongoing basis on our website
www.tech-controllers.com

INSTALLATION

⚠ WARNING

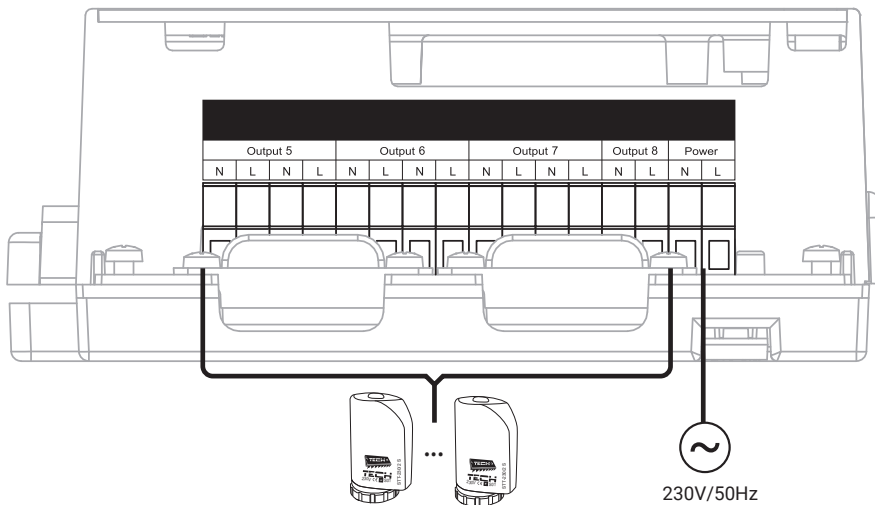
- The module should be installed by a qualified person.
- Risk of fatal electric shock from touching live connections. Before working on the controller switch off the power supply and prevent it from being accidentally switched on.
- Incorrect connection of wires may damage the controller.

Connection of the EU-ML-4X WiFi module with the EU-L-4X WiFi controller



*The LED lights up after connection to the main controller, regardless of whether the module is attached to a supply of power.

Connection of actuators to the EU-ML-4X WiFi module



Example installation diagram

