



EN

USER'S MANUAL
EU-CL-mini!



Central headquarters:
ul. Błata Droga 31, 34-122 Więprz
Service:
ul. Skoźnica 120, 32-652 Buloŵice
phone: +48 33 875 93 80
e-mail: serwis@techsterowniki.pl

WARRANTY CARD

TECH STEROWNIKI II Sp. z o.o. company ensures to the Buyer proper operation of the device for the period of 24 months from the date of sale. The Guarantor undertakes to repair the device free of charge if the defects occurred through the manufacturer's fault. The device should be delivered to its manufacturer. Principles of conduct in the case of a complaint are determined by the Act on specific terms and conditions of consumer sale and amendments of the Civil Code (Journal of Laws of 5 September 2002).

CAUTION! THE TEMPERATURE SENSOR CANNOT BE IMMERSSED IN ANY LIQUID (OIL ETC). THIS MAY RESULT IN DAMAGING THE CONTROLLER AND LOSS OF WARRANTY! THE ACCEPTABLE RELATIVE HUMIDITY OF THE CONTROLLER'S ENVIRONMENT IS 5÷85% REL.H. WITHOUT THE STEAM CONDENSATION EFFECT. THE DEVICE IS NOT INTENDED TO BE OPERATED BY CHILDREN.

Activities related to setting and regulation of the controller parameters described in the Instruction Manual and parts wearing out during normal operation, such as fuses, are not covered by warranty repairs. The warranty does not cover damages arising as a result of improper operation or through the user's fault, mechanical damage or damage created as a result of fire, flood, atmospheric discharges, overvoltage or short-circuit. The interference of an unauthorized service, wilful repairs, modifications and construction changes cause the loss of Warranty. TECH controllers have protective seals. Removing a seal results in the loss of Warranty.

The costs of unjustifiable service call to a defect will be borne exclusively by the buyer. The unjustifiable service call is defined as a call to remove damages not resulting from the Guarantor's fault as well as a call considered unjustifiable by the service after diagnosing the device (e.g. damage of the equipment through the fault of the client or not subject to Warranty), or if the device defect occurred for reasons lying beyond the device.

In order to execute the rights arising from this Warranty, the user is obliged, at his own cost and risk, deliver the device to the Guarantor along with a correctly filled-in warranty card (containing in particular the sale date, the seller's signature and a description of the defect) and sales proof (receipt, VAT invoice, etc.). The Warranty Card is the only basis for repair free of charge. The complaint repair time is 14 days.

When the Warranty Card is lost or damaged, the manufacturer does not issue a duplicate.

.....
seller's stamp

.....
date of sale

Safety

Before using the device for the first time the user should read the following regulations carefully. Not obeying the instructions included in this manual may lead to personal injuries or controller damage. The user's manual should be stored in a safe place for further reference. In order to avoid accidents and errors it should be ensured that every person using the device has familiarized themselves with the principle of operation as well as security functions of the controller. If the device is to be sold or put in a different place, make sure that the user's manual is there with the device so that any potential user has access to essential information about the device.

The manufacturer does not accept responsibility for any injuries or damage resulting from negligence; therefore, users are obliged to take the necessary safety measures listed in this manual to protect their lives and property.

We are committed to protecting the environment. Manufacturing electronic devices imposes an obligation of providing for environmentally safe disposal of used electronic components and devices. Hence, we have been entered into a register kept by the Inspection For Environmental Protection. The crossed-out bin symbol on a product means that the product may not be disposed of to household waste containers. Recycling of wastes helps to protect the environment. The user is obliged to transfer their used equipment to a collection point where all electric and electronic components will be recycled.



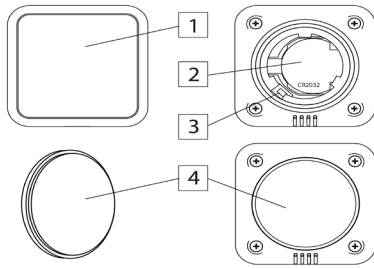
Technical data

Temperature measurement range	-30°C÷50°C
Frequency	868MHz
Humidity measurement range	10-95%RH
Power supply	battery CR2032

Description

EU-CL-mini sensor is intended to cooperate with the main controller. Such sensors are installed in particular heating zones. They provide the main controller with current room temperature and humidity reading so that it can adjust the position of thermostatic valves (opening them when the room temperature is too low and closing them once the pre-set room temperature has been reached).

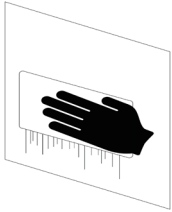
NOTE
The sensor is designed for home use only.



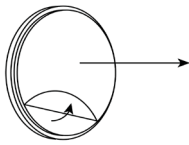
1. Sensor cover
2. CR2032 battery
3. Registration button
4. Mounting bracket

How to install

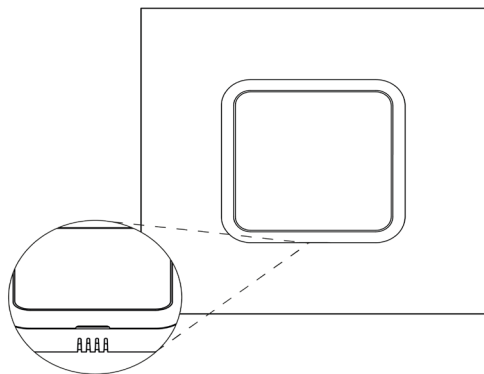
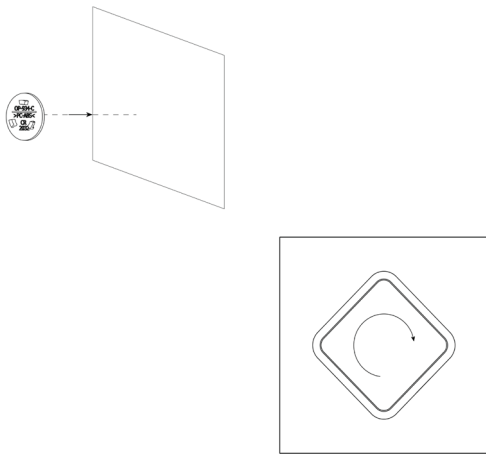
Step 1. Degrease the surface to which the sensor will be bonded.



Step 2. Remove the protective tape from the mounting bracket.



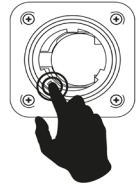
Step 3. Stick the mounting bracket to the wall as indicated with the line.



How to register the sensor in a given zone

In order to register the sensor, use Registration option in the submenu of a particular zone and press the communication button on a particular EU-CL-mini sensor. Once the registration process has been completed successfully, the main controller display will show an appropriate message.

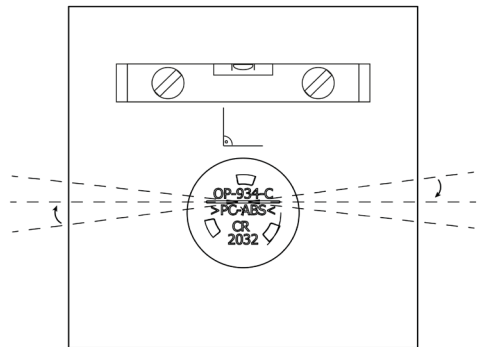
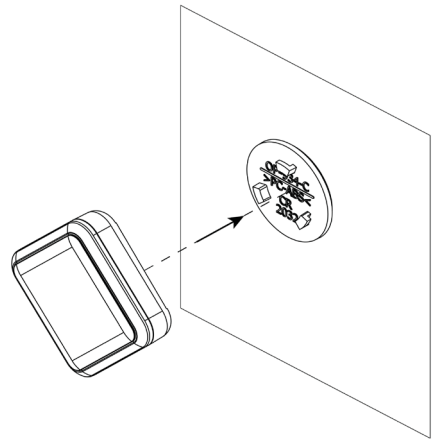
NOTE
Only one sensor may be assigned to each zone.



The following rules should be kept in mind:

- It is possible to register the maximum of one temperature sensor in each zone.
- Once registered, the sensor cannot be unregistered, but only switched off by selecting OFF in the submenu of a given zone.
- If the user attempts to assign a sensor to the zone to which other sensor has already been assigned, the first sensor becomes unregistered and it is replaced by the second one.
- If the user attempts to assign a sensor which has already been assigned to a different zone, the sensor is unregistered from the first zone and registered in the new one.

Step 4. Fit the sensor cover on the mounting bracket as shown in the instruction manual.



EU Declaration of conformity

Hereby, we declare under our sole responsibility that **EU-CL-mini** manufactured by TECH STEROWNIKI II Sp. z o.o., head-quartered in Wieprz Biała Droga 31, 34-122 Wieprz, is compliant with Directive 2014/53/EU of the European parliament and of the Council of 16 April 2014 on the harmonisation of the laws of the Member States relating to the making available on the market of radio equipment, Directive 2009/125/EC establishing a framework for the setting of ecodesign requirements for energy-related products as well as the regulation by the MINISTRY OF ENTREPRENEURSHIP AND TECHNOLOGY of 24 June 2019 amending the regulation concerning the essential requirements as regards the restriction of the use of certain hazardous substances in electrical and electronic equipment, implementing provisions of Directive (EU) 2017/2102 of the European Parliament and of the Council of 15 November 2017 amending Directive 2011/65/EU on the restriction of the use of certain hazardous substances in electrical and electronic equipment (OJ L 305, 21.11.2017, p. 8). For compliance assessment, harmonized standards were used:
 PN-EN IEC 60730-2-9 :2019-06 art. 3.1a Safety of use
 PN-EN 62479:2011 art. 3.1 a Safety of use
 ETSI EN 301 489-1 V2.2.3 (2019-11) art.3.1b Electromagnetic compatibility
 ETSI EN 301 489-3 V2.1.1:2019-03 art.3.1 b Electromagnetic compatibility
 ETSI EN 300 220-2 V3.2.1 (2018-06) art.3.2 Effective and coherent use of radio spectrum
 ETSI EN 300 220-1 V3.1.1 (2017-02) art.3.2 Effective and coherent use of radio spectrum
 EN IEC 63000:2018 RoHS.

Wieprz, 30.04.2020

Paweł Jura
Paweł Jura
Janusz Master
Janusz Master

Prezesa firmy